



NC Verlag **Präziser Mehrwert ...SONDERTEIL TOOLS** *Genauer Ausbohren: neues ValCut-Tool arbeitet mit nachgezogener Wendschneidplatte*

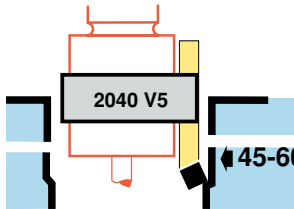
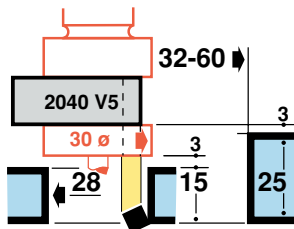


INFORMATION - TECHNIK

EINSATZ SCHLEPPSCHNITT-PRINZIP / OUTIL A ALESERA PLAQUETTE / NEW INSERT DRAG-CUT PRINZIPLE

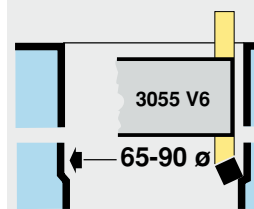
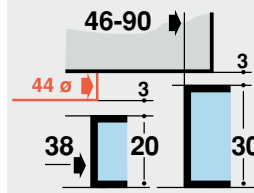
2000- V5

- MK 2 WELDON
- MK 3 W16 5/8"
- MK 3/M12 W20 3/4"



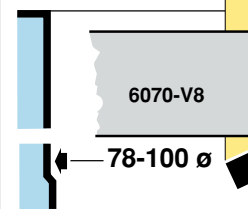
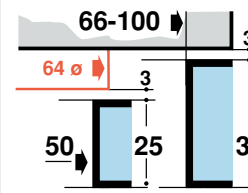
3000- V6

- MK 2 WELDON
- MK 3
- MK 3/M12 W16 5/8"
- MK 4 W20 3/4"
- MK 4/M16 W25 1"

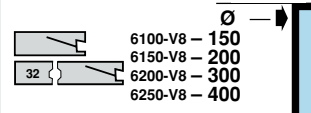
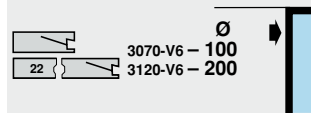
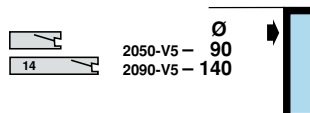


6000- V8



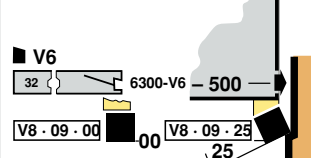
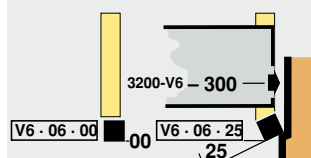
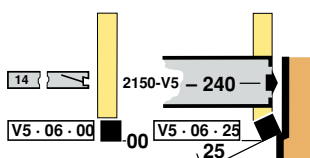
- MK 3/M12 WELDON
- MK 4
- MK 4/M16
- MK 5 W25 1"
- MK 5/M20 W32 1 1/4"



STANDARD QUERSCHÄFTE / PORTE-OUTIL / TOOLHOLDER



Ø FÜR KUNSTSTOFFE-HOLZ / PLASTIC/BOIS / PLASTIC/WOOD



VALCUT-TOOLS

ZUBEHÖR / ACCESSOIRES / ACCESSORIES

