
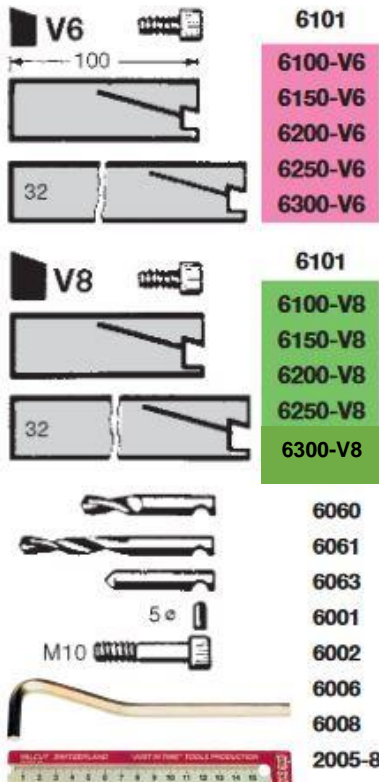
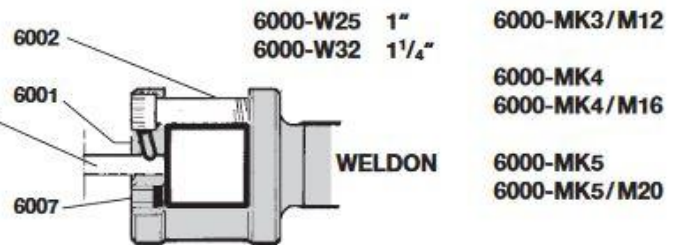


6000

Ø60 – 500mm

5	* 5 A 10 5 A 15 5 A 25	5 A 10 V	5 A 10 P 5 A 15 P 5 A 25 P	5 A 10 VP	5 I 10 5 I 15 5 I 25	5 I 10 V	5 I 10 P 5 I 15 P 5 I 25 P	5 I 10 VP	5 O 10 5 O 10 P	
COBALT										
V5	V5 A 10 V5 A 15 V5 A 25	V5 A 10 V	V5 A 10 P V5 A 15 P V5 A 25 P	V5 A 10 VP	V5 I 10 V5 I 15 V5 I 25	V5 I 10 V	V5 I 10 P V5 I 15 P V5 I 25 P	V5 I 10 VP	V5 O 10 V5 O 10 P	
COBALT										
CARBIDE	V5 A 10 H V5 A 15 H		V5 A 10 PH V5 A 15 PH	V5 A 10 VPH	V5 I 10 H V5 I 15 H		V5 I 10 PH V5 I 15 PH	V5 I 10 VPH	V5 O 10 H V5 O 10 PH	
V6	V6 A 15 V6 A 25 V6 A 35	V6 A 15 V	V6 A 35 P		V6 I 15 V6 I 25 V6 I 35	V6 I 15 V	V6 I 35 P		V6 O 15	
COBALT										
V8	V8 A 25 V8 A 40 V8 A 50	V8 A 25 V	V8 A 25 P		V8 I 25 V8 I 40 V8 I 50	V8 I 25 V	V8 I 25 P		V8 O 25 V8 O 40	
COBALT										

VALCUT 6000 Ø 60-500 mm



Etui 6000: VALCUT 6000, Bohrer 6060, Einstellmassstab 2005-8 und Schlüssel 6008 Ohne Querschäfte!

VALCUT 8600 Radial-Einstiche O-Ring-Nuten



5	8600-5	16 x 110 mm
V5	8600-V5	22 x 125 mm
V6	8600-V6	22 x 125 mm
V8	8600-V8	25 x 125 mm

VALCUT 6000



Etui 8600: Halter mit Klemmschlüssel 6006 und Zustellschlüssel 8600